

**Warewashing**  
**Corner drying zone for green&clean**  
**Dual Rinse Rack Type Dishwasher 60Hz**  
**(Marine)**

ITEM # \_\_\_\_\_

MODEL # \_\_\_\_\_

NAME # \_\_\_\_\_

SIS # \_\_\_\_\_

AIA # \_\_\_\_\_


**535140 (NCDDRE6M)**

 Corner drying zone for  
 green&clean Dual Rinse  
 Rack Type Dishwasher, 60Hz  
 - Marine

### Short Form Specification

**Item No.** \_\_\_\_\_

Unit to be Electrolux green&clean corner dryer suitable to be installed with Electrolux green&clean dual rinse rack type dishwasher. Unit must be installed together with a 90° or 180° dishwasher driven curve. Conveyor system guaranteed by a toothed drive belt connected to the dishwasher. Dryer uses internal and external air to provide good drying result without high energy consumption. Construction in AISI 304 stainless steel. Suitable for any feeding direction of the dishwasher thanks to easy reversibility on-site. Full pre-arrangement to be connected with Electrolux green&clean dual rinse rack type dishwasher without any modification.

### Main Features

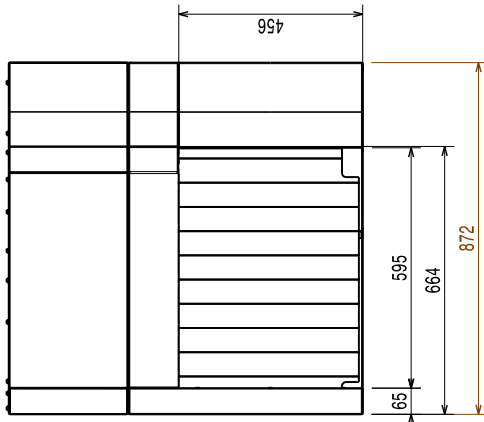
- Electronically controlled to optimize drying results.
- Full accessibility to the interior of the tunnel and hygienic design to facilitate cleaning.
- Drying zone removes most of water from the crockery through a high powered fan that extracts dry air from outside mixing it with the internal air, thus providing dry plates at a temperature cool enough to handle safely.
- Dryer must always be ordered with a 90° or 180° dishwashing driven curve.
- IP25 protection against water jets, solid objects and small animals (larger than 6 mm).
- The feeding direction can be either left to right or right to left as it's reversible on site.
- All main components made in heavy duty anti-corrosive 304 type stainless steel: internal chamber, external, front and side panels and rack transportation system.
- Unit to be placed between dual rinse rack type dishwasher and handling system.

### Construction

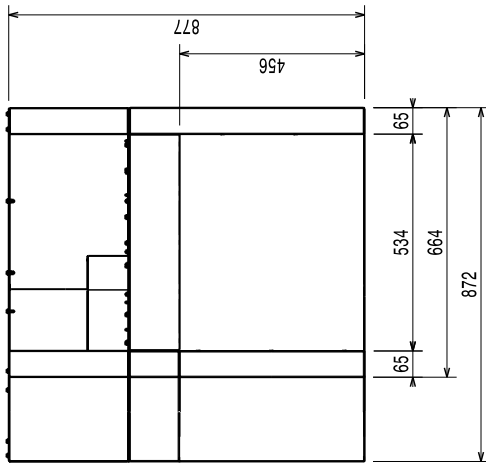
- The chamber is pressed with fully rounded corners without internal pipes and therefore no hidden dirt traps.
- The unit is built on modularity concept to easily connect with dual rinse rack type dishwasher without any modification including power, inlet water, drain water, detergent and rinse aid connections.

**APPROVAL:** \_\_\_\_\_

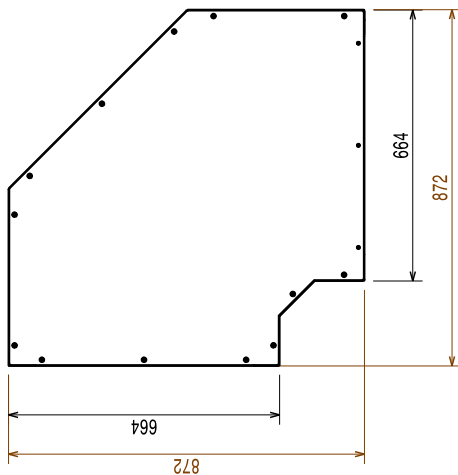
Front



Side



Top



- EI = Electrical inlet (power)
- EO = Electrical Outlet
- EQ = Equipotential screw
- ES = Electrical signal IN/OUT
- U = USB port

### Electric

<b>Supply voltage:</b>	
535140 (NCDDRE6M)	440 V/3 ph/60 Hz
<b>Default Installed Power:</b>	8.5 kW
<b>Dryer heating elements:</b>	8.25kW
<b>Drying fan power:</b>	70°C

### Key Information:

<b>Dryer air flow:</b>	750m <sup>3</sup> /h
<b>Dryer air temperature:</b>	70°C
<b>External dimensions, Width:</b>	872 mm
<b>External dimensions, Depth:</b>	872 mm
<b>External dimensions, Height:</b>	877 mm
<b>Net weight:</b>	45 kg
<b>Shipping weight:</b>	57 kg
<b>Shipping height:</b>	1020 mm
<b>Shipping width:</b>	930 mm
<b>Shipping depth:</b>	940 mm
<b>Shipping volume:</b>	0.89 m <sup>3</sup>

Reference norm used to measure the noise: IEC60335-2-58 annex AA.

### Sustainability

<b>Noise level:</b>	<62 dBA
---------------------	---------